



COPENHAGEN



COPENHAGEN


CUSTOMIZING

1. Choose combination.
2. Choose upholstery.
3. Choose details.
4. Choose legs.

FRAME CONSTRUCTION

Individually bench-made by Scandinavian craftsmen.
 Seat Frame constructed of select SOLID SPRUCE with finger joints and no-zag springs (at least four per seat).
 Back parts constructed with Mortise & Tenon design for extraordinary durability.
 Exterior sides and back fully padded.

STANDARD LEG COLOR OPTIONS:



COMFORT

Soft (standard)
 Hard (option)

LEGS

Standard leg model: 401/6
 Optional leg models (extra price):
 216/6 ; 216/4 ; 217/6 ; 217/4 ; 218/6 ; 115M/6 ; 115/6 oak ;
 119M/6 ; 401M/6 ; 401/6 oak ; 402M/6 ; 402/6 oak.
 Note! Sofa with bed mechanism, always 6 cm high legs.

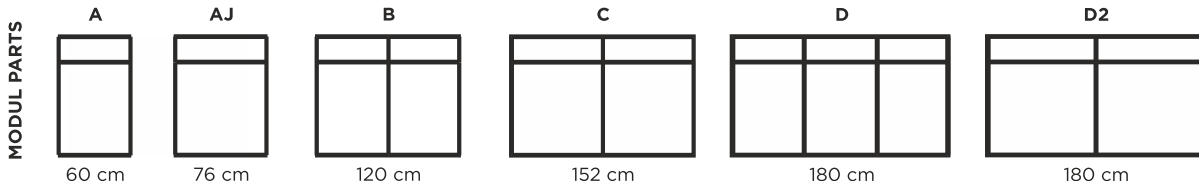
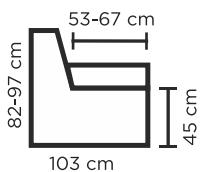
UPHOLSTERY

Leather, fabric, compination

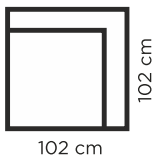
EXTRA

Bold stitching A (white) or B (black)
 Top mattress 147 x 188 x 4 cm (DMED, D2MED)
 Mattress Protector, L-size (208 x 150 cm)

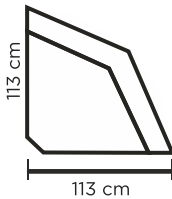
MEASURES



L-corner



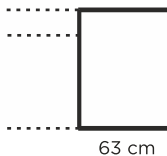
N-corner



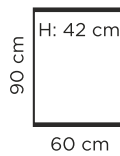
RJ-divan



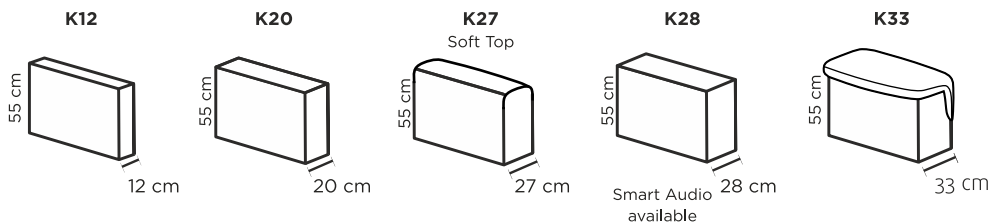
PD-divan end



S-ottoman

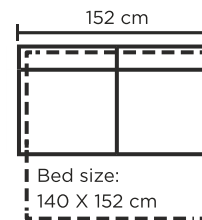


ARMREST OPTIONS



BED MECHANISMS

CMED (Easy Deluxe -mechanism)



DMED/D2MED (Easy Deluxe -mechanism)

