



MATERA



MATERA

CUSTOMIZING

1. Choose combination.
2. Choose upholstery.
3. Choose legs.

FRAME CONSTRUCTION

Individually bench-made by Scandinavian craftsmen.
 Seat Frame constructed of select SOLID SPRUCE with finger joints and no-zag springs (at least four per seat).
 Back parts constructed with Mortise & Tenon design for extraordinary durability.
 Exterior sides and back fully padded.

LEG COLOR OPTIONS



COMFORT


Soft

LEGS

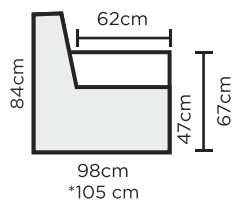
Standard leg: 227/15 metal
 Optional leg: 126/15 or 133/15

UPHOLSTERY

Leather, fabric
 Compination



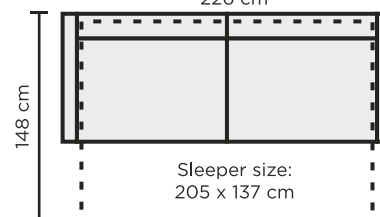
MEASURES



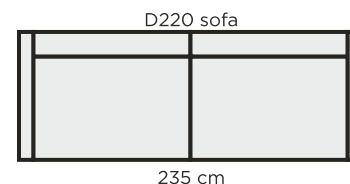
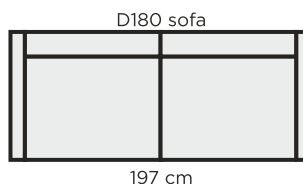
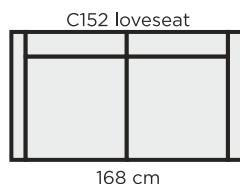
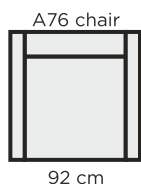
*= Sleeper depth

Note!
 - Fabric seat have a smooth seat surface. Leather seat have a pull out surface.
 - All back pillow have a zipper fastening.

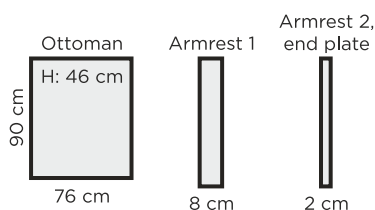
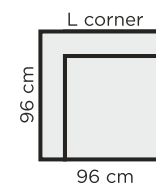
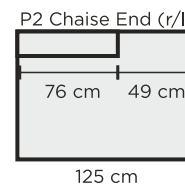
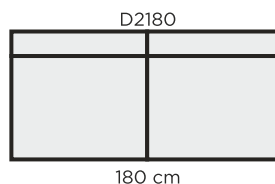
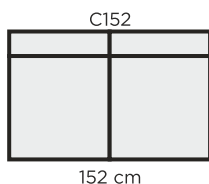
D2MED205 sleeper sofa (Easy Deluxe Function)
 226 cm



SOFAS



MODUL PARTS



Armrest 2, end plate